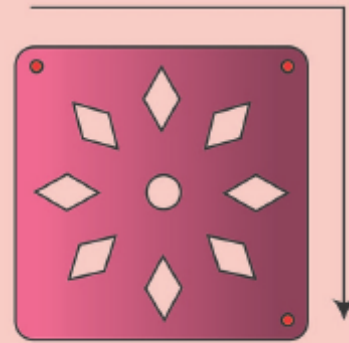


DRY BLOCKING

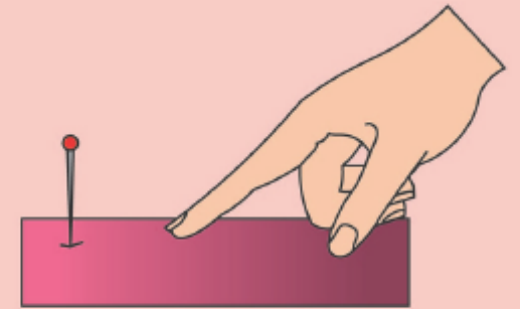
- 1** Do not wash your afghan. Instead, spread your crochet afghan out over your desired surface.




- 2** Working around your afghan, pin the afghan in place.




- 3** Smooth and flatten your afghan with your fingers as much as possible, again, working your way around.



- 4** With a steamer or steam iron held an inch or more above the afghan, steam the fabric slowly.



- 5** Move the steamer or iron around the surface of the afghan, steaming as you go. Be sure not to press down or to let the iron touch the surface of the fabric.



- 6** When you're done, let the crochet afghan cool and dry completely.

