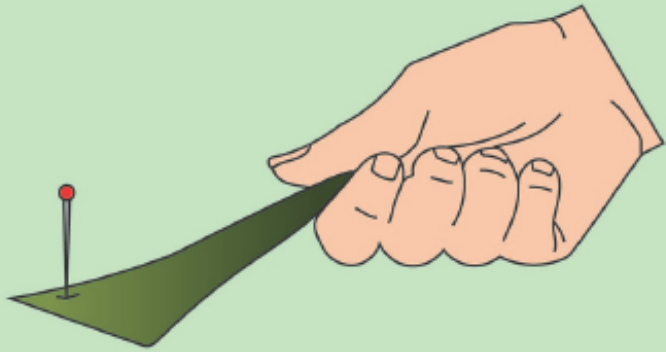
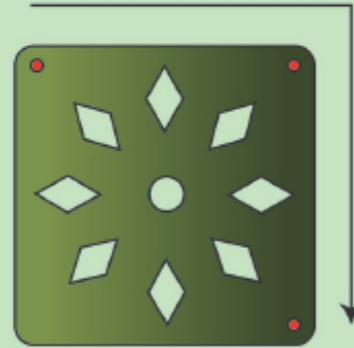


COLD BLOCKING


- 1** Spread your crochet afghan out over your desired surface.



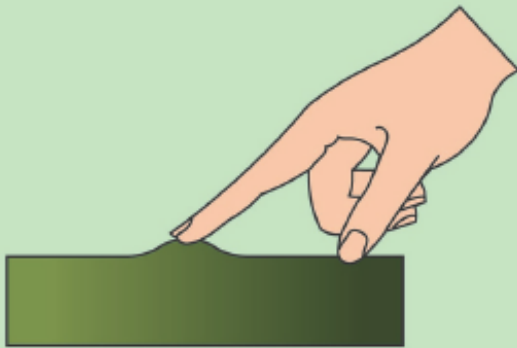
- 2** Work your way around the afghan and pin it in place as you go, similar to the other methods.



- 3** Like you did with the iron or steamer, mist your way around the afghan with a spray bottle of clean water until your afghan is totally wet.



- 4** Press down on th afghan or use more water if areas pucker up.



- 5** When you finish, let the afghan dry completely.

